



Innov-is NQ3500D

The Innov-is NQ3500D computerised sewing and embroidery machine is ideal for hobbyists of all skill levels. Featuring 290 built-in sewing stitches and 173 built-in embroidery designs.

- 290 built-in stitches including 58 combinable stitches, 10 one-step buttonhole styles and 5 sewing fonts
- 173 built-in embroidery designs including 35 designs featuring Disney characters
- Large 260 x 160mm (10" x 6") embroidery area
- 8.3" from needle to arm
- 3.7" colour LCD touch screen display



850 stitches per minute speed for fast and accurate sewing and embroidery.

Your creativity has no limits

The Innov-is NQ3500D computerised sewing and embroidery machine is ideal for hobbyists of all skill levels.

Take advantage of the 290 built-in sewing stitches, or make your own with the Brother-exclusive My Custom Stitch feature. A large workspace and embroidery area, Automatic Height Adjuster (AHA) feature and Pivot function all make for easy sewing, quilting and embroidery projects. A built-in USB port allows you to easily import designs from your USB memory stick, expanding your design capabilities beyond the generous 173 built-in embroidery designs, including 35 designs featuring Disney characters.




Key features

- Manage all the functions on the 3.7" colour LCD touch screen display touch screen display and the touch sensor keypad.
- Enhanced My Custom Stitch feature - design your own stitch patterns, combine and edit the built-in stitches then save for future use.
- Adjust stitch length, width and density settings and save to memory.
- Preview embroidery designs in full-colour and zoom in to see intricate details of each design.
- Powerful editing features include pattern layout, rotation, mirror imaging, combining patterns, re-sizing and more.
- Built-in help function gives clear instructions on basic machine operations.



Features and functions



Large embroidery area

Large 260mm x 160mm embroidery area gives you the space for large, intricate designs.




Pivot Function

The presser foot automatically lifts as the needle remains lowered for fast and easy fabric manipulation.



Built-in embroidery designs

173 built-in embroidery designs, including 35 designs featuring Disney characters.



Automatic height adjuster (AHA) feature

The AHA feature helps ensure consistent stitch length on all fabric thicknesses by keeping the presser foot pressure consistent, regardless of fabric thickness, leading to uniform stitch quality across uneven surfaces.




Frame shapes

10 frame shapes and 14 border styles to allow those extra finishing touches to your embroidery.



Slide speed

Slide speed control adjusts speed from slow to fast. This can also be set to alter stitch width whilst sewing.



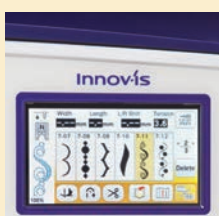
11 built-in embroidery and 5 sewing fonts

Add a personal touch to your projects with a wide variety of built-in sewing and embroidery fonts. Ideal for monograms, names, sentiments, etc.



Advanced needle threading system

Simply follow the thread guide, lower the lever and the needle is threaded for you.



Built-in stitches

290 built-in stitches including 10 one-step buttonhole styles



Quick-set drop-in bobbin

Drop in a full bobbin and you are ready to sew.



Hundreds of decorative and utility stitches all built-in

290 built-in stitches including:

- 10 automatic one-step buttonhole styles
- 58 combinable stitches
- 5 sewing fonts



LED lighting

Extra-bright LED lighting to illuminate your work area with a clean, natural light.



Knee lift

Free up your hands using the knee lift to raise/lower the presser foot. Ideal for large projects such as quilts.

8.3" from needle to arm

Enjoy the expansive work area on the bed of the machine to accommodate large projects.

Auto tension

The tension will be automatically adjusted depending on the the stitch you have chosen.

Sideways sewing

Perfect for sewing patches and appliques on projects using the straight stitch and zigzag horizontal sewing capability.



Optional extras



Multi-function foot controller


Multi-function foot pedal with heel kick. The heel-kick function can be set of the following four functions, on the machine's setting screen.

- Thread cutter
- Sewing one stitch
- Reverse stitch
- Needle up/down




Wide table

Expand the sewing area with this extra large extension table. Ideal for large quilting and sewing projects. The table includes a measurement guide and storage area for your knee lift.



Circular sewing attachment

With the measured circular attachment, you can create arcs, concentric circles and more. Use the braiding and cording feet to add those all-important finishing touches, like decorative trims and threads.



Free-motion grip

Enjoy the freedom of free-motion embroidery. Grip the fabric securely while moving it easily under the needle.




Ruffler foot

In lightweight fabrics, easily create ruffling or pleats with evenly spaced tucks and gathers.



Embroidery threads

Large collection of high-quality embroidery threads.



LED pointer embroidery foot

The LED pointer clearly shows where the needle will drop and is ideal for perfect placement of embroidery patterns.

Available later in 2015



PE-Design 10 software and PE-Design Plus

Brother's range of embroidery design software offers features to suit all, from beginner to advanced users.



Optional embroidery frames

The Innov-is NQ3500D is compatible with a wide range of optional frames:

- BF2 border frame 180mm x 130mm
- SEF150 quilting frame 150mm x 150mm
- EF75 embroidery frame 60mm x 20mm
- EF74 embroidery frame 100mm x 100mm



2-pin spool stand

Detachable 2-pin spool stand for large thread cones. Perfect for quick thread changes or twin-needle sewing.

CONTACT :

brother
at your side



facebook.com/brotheraustralia
www.brother.com.au

Specifications subject to change without notice



Working with you for a better environment
www.brotherearth.com